

# ADD-ON COURSE IN GARMENT CONSTRUCTION

## FCSCC04



PRINCIPAL

### KORAMBAYIL AHAMED HAJI MEMORIAL UNITY WOMEN'S COLLEGE, MANJERI

(P.O) NARUKARA, Malappuram Dt., Kerala 676 122  
(Govt.-aided and Affiliated to University of Calicut)  
[Nationally reaccredited by NAAC with 'B++' Grade CGPA 2.77]

Phone: 0483 – 2977142 (Office)  
0483 – 2977143 (Principal)

Web: [www.unitywomenscollege.in](http://www.unitywomenscollege.in) e-mail: [info@unitywomenscollege.in](mailto:info@unitywomenscollege.in)

Proceedings of the Principal, KAHM Unity Women's College, Manjeri dated 04/06/19

(Present: Dr. C. Saidalavi)

Ref: (1) Request for the Approval of Certificate Course, dated 03/06/2019

(2) Request for the Approval of Board of Studies for the certificate Course, dated 03/06/2019

#### ORDER

As per reference cited (1) a request was received from HOD, Department of Home Science, for the conduct of Certificate Courses on **FCSCC03- Surface Ornamentation and Designing** and **FCSCC04- Garment Construction** during the academic year 2019-2020 with a duration of 30 hours. The beneficiaries of the courses are undergraduate and postgraduate students of Home Science Department. The head of the Department has also requested to constitute a Board of Studies for the course with the following members. (2)

1. Mrs. A.S. Anitha Begum, Head and Associate Professor, Dept. of Home Science, KAHM Unity Women's College, Manjeri
2. Dr. Thomas Ruby Mariamma, Associate Professor, Dept. of Home Science, Vimala College, Thrissur
3. Dr. Annie Ninan, Associate Professor, Dept. of Home Science, KAHM Unity Women's College, Manjeri
4. Mrs. N.V. Fatimathu Zuhara, Assistant Professor, Dept. of Home Science, KAHM Unity Women's College, Manjeri

Sanction hereby accorded to Department of Home Science to conduct certificate courses on **FCSCC03- Surface Ornamentation and Designing** and **FCSCC04- Garment Construction** during the year 2019-2020. The Board of Studies for the courses are constituted with members listed above.

Order is issued accordingly,

Place: Manjeri

Date: 04-06-2019



Dr. C. Saidalavi

**KAHM UNITY WOMEN'S COLLEGE, MANJERI**  
**PG DEPARTMENT OF HOME SCIENCE**  
**MINUTES OF BOARD OF STUDIES HELD ON 06.06.2019**

A meeting of the Board of Studies constituted for the implementation of certificate courses Surface Ornamentation and Designing and Garment Construction at the college during the year 2019-20 was held on 06.06.2019 at 12.30pm to discuss the following matters.





**Agenda**

1. Certificate course 2019-20
2. Approval of the syllabus of certificate course
3. Duration of the course
4. Scheme of Evaluation

**Decision of the meeting**

1. The Board of Studies unanimously decided to accept the title, course code, duration and mode of evaluation of the syllabus
2. The draft of the syllabus prepared was placed for discussion. The modifications suggested by the members were included and the draft syllabus with suggested modifications was approved for the certificate course.

**Members participated**

1. Mrs. A.S. Anitha Begum   
(Head and Associate Professor, Dept. of Home Science, KAHM Unity Women's College, Manjeri)
2. Dr. Annie Ninan   
(Associate Professor, Dept. of Home Science, KAHM Unity Women's College, Manjeri)
3. Dr. Thomas Ruby Mariamma   
(Associate Professor, Dept. of Home Science, Vimala College, Thrissur)
4. Mrs. N.V.Fatimathu Zuhara   
(Assistant Professor, Dept. of Home Science, KAHM Unity Women's College, Manjeri)



**KORAMBAYIL AHAMED HAJI MEMORIAL  
UNITY WOMEN'S COLLEGE, MANJERI**

**PG DEPARTMENT OF HOME SCIENCE**

## **Certificate Course in 'Garment Construction'**



**Coordinaor & Instructor:**

**Ms. Najma Chokli**

**Assistant Professor Adhoc,  
PG Dept. of Home Science**

**FROM**

**20 OCTOBER 2019**

**TO**

**15 JANUARY 2020**

**Course Duration: 30 hours**



## **FCSCC04 GARMENT CONSTRUCTION**

### **COURSE DESCRIPTION:**

The course on Garment Construction is designed to equip students with fundamental and advanced skills required to create well-structured and aesthetically pleasing garments. This course will cover a wide range of techniques used in sewing, pattern drafting, cutting, fitting, and finishing garments. It integrates both theoretical knowledge and hands-on practical experience in garment creation, guiding students through the entire process from design to final construction. By mastering these techniques, students will be able to construct various types of garments.

## **SYLLABUS**

### **FCSCC04 GARMENT CONSTRUCTION**

**Course Duration: 30 hrs**

#### **Objectives**

- To demonstrate the working of sewing machine and explain the functions of each machine parts and attachments and choose them for specific requirement
- To develop basic and advanced sewing skills required for creating well-constructed garments.
- To provide students with a comprehensive understanding of pattern making, cutting, and fitting techniques.
- To introduce students to the different types of seams, hems, and finishes used in garment construction.

#### **Course Outcomes:**

CO1 Develop proficiency in using sewing machines and other garment construction tools.

CO2 understand the step-by-step process of constructing garments, from fabric cutting to final finishing.

CO3 Demonstrate the ability to construct different types of seams, hems, and garment finishes.

CO4 Gain hands-on experience in constructing a variety of garments.

### **Unit I**

Classifying textile fibres based on their origin and list out their essential properties.

List out the different textile fibres and identify them through burning test. (3hrs)

### **Unit II**

Embroidery tools, transfer and drawing materials required for developing embroidery figures.

Demonstrate the various methods of transferring design to the fabric for development of embroidery figure. (3hrs)

### **Unit III**

Prepare pattern for women's bodice on standard measurement

Construct pattern for women's skirt block on standard measurement (5hrs)

### **Unit IV**

Prepare Basic Kameez draft in student's own measurement (5hrs)

### **Unit V**

Prepare Basic Salwar draft in student's own measurement (4hrs)

### **Unit VI**

Prepare Sleeve and collar variations in standard measurement (3hrs)

### **Unit VII**

Ornamentation of fabrics and garments- methods of surface ornamentation, Hand embroidery.

Embroidery tools: small scissors, embroidery frames, fine brush, bodkin, stiletto, forceps, iron and ironing board, thimble.

Embroidery Needles: Types Size -eye.

Embroidery threads: Material - Quality particulars.

Transfer material s: Carbon paper, cartridge paper, tracing paper, tracing wheel. Drawing materials: Pencil- pattern paper - compasses - drawing pins- drawing board.

Design preparing: Carbon method-pouncing method- direct method. (7hrs)

### References:

- Armstrong, H. J. (2013). *Patternmaking for fashion design* (5th ed.). Pearson.
- McCall's Sewing, D. K. (2005). *The complete book of sewing: Dressmaking and sewing for the home made easy*. DK Publishing.
- Shaeffer, C. (2011). *Couture sewing techniques* (Revised ed.). Taunton Press.
- Reader's Digest. (2010). *New complete guide to sewing: Step-by-step techniques for making clothes and home accessories*. Reader's Digest Association.
- Aldrich, W. (2015). *Metric pattern cutting for women's wear* (6th ed.). John Wiley & Sons.

### Scheme of Evaluation

- Written Examination (Conventional) : 60 Marks
- Assignment : 5 Marks
- Viva voce : 5Marks
- Performance in Practical : 30 Marks

Total : 100 Marks

**A Grade: 80% and above, B Grade: 60 – 79 %, C Grade 40-59%, Below 40% D Grade**

**Model Question Paper**  
**Certificate Course**  
**FCSCC04 GARMENT CONSTRUCTION**

**Time: 1 Hour**

**Max Marks: 30**

1. Explain the working of a sewing machine and describe the functions of its key parts and attachments.
2. Discuss the importance of different equipment used in sewing operations and their specific uses.
3. Describe common mechanical problems of sewing machines and suggest possible solutions.
4. Outline the steps involved in stitching a basic women's kameez and salwar.
5. Discuss potential entrepreneurship avenues in garment construction.
6. Explain the methods of surface ornamentation used in garment construction. Provide examples.
7. Describe the process of identifying different textile fibers through a burning test.
8. What are the essential properties of various textile fibers? Classify them based on their origin.
9. List and describe the embroidery tools, transfer materials, and drawing materials required for developing embroidery designs.
10. Demonstrate the methods of transferring designs to fabric for embroidery.
11. Explain the steps involved in preparing a pattern for a women's bodice using standard measurements.
12. Discuss the process of constructing a pattern for a women's skirt block using standard measurements.
13. Describe the steps involved in drafting a basic kameez using a student's own measurements.
14. Explain how to draft a basic salwar using a student's own measurements.
15. Discuss the preparation of sleeve and collar variations using standard measurements.